





# DOROTHY 15<sup>3</sup>/<sub>4</sub>



**2110-0000 4 shaft \$880.00**

**2111-1000 8 shaft \$1200.00**



## STANDARD EQUIPMENT

- » Stainless Steel Reed, 12 dents/inch
- » 1 boat shuttle 6122-1000
- » 1 reed and heddle hook 6141-7000
- » 2 metal lease sticks
- » 10 loop cords for lashing
- » Transfer heddle Bars
- » Instructions
- » Book "Warp and Weave"

## 4 SHAFT LOOM

This 4 shaft table loom is collapsible for easy carrying and storage. It is a practical loom for schools, summer camps, occupational therapy and hobbyists. The shafts are operated by the unique side levers of graduated lengths. A 4 shaft loom comes with levers on the right. The selection of the harnesses is easy because the lever tabs are in different colors.

This 4 shaft loom can be supplied with a deeper frame to which additional 4 shaft sections can be added to convert it to 8 or even 12 shafts. All you have to do is assemble the sections as you wish: they are screwed to the frame. Levers for harness frames are permanently situated.

## 8, or 12 SHAFT LOOM

This Dorothy loom is built with a deeper frame in which you can place 2 or 3 sections of 4 shafts, placing levers either on the right or left hand side, as you wish but usually we alternate, right for the first, left for the second and right for the third.

## TABLE FOR DOROTHY 15<sup>3</sup>/<sub>4</sub>" 4s

Light folding base. The height (25") allows the weaver to use an ordinary chair to operate the loom.

**6312-2000 \$297.00**

### SPECIFICATIONS & DIMENSIONS

	4 Shaft	8 Shaft	12 Shaft
Weaving width	15 <sup>3</sup> / <sub>4</sub> " 40 cm	15 <sup>3</sup> / <sub>4</sub> " 40 cm	15 <sup>3</sup> / <sub>4</sub> " 40 cm
Quantity of heddles	400	400	400
Loom width	20 <sup>1</sup> / <sub>4</sub> " 51 cm	20 <sup>1</sup> / <sub>4</sub> " 51 cm	20 <sup>1</sup> / <sub>4</sub> " 51 cm
Depth	20 <sup>1</sup> / <sub>2</sub> " 52 cm	31 <sup>1</sup> / <sub>4</sub> " 79 cm	31 <sup>1</sup> / <sub>4</sub> " 79 cm
Height	17 <sup>1</sup> / <sub>2</sub> " 44 cm	17 <sup>1</sup> / <sub>2</sub> " 44 cm	17 <sup>1</sup> / <sub>2</sub> " 44 cm
Net weight	16 lbs 7 kg	25 lbs 11 kg	32 lbs 14 kg

### OPTIONS:

- » Inserted eye or Texsolv heddles instead of wire heddles: 2110-1000 \$50.00
- » Dorothy 4 Shaft section with long crossmembers (left or right) 6392-4(3) \$493.00
- » SECOND WARP BEAM for Dorothy 6432-1000 \$380.00

